






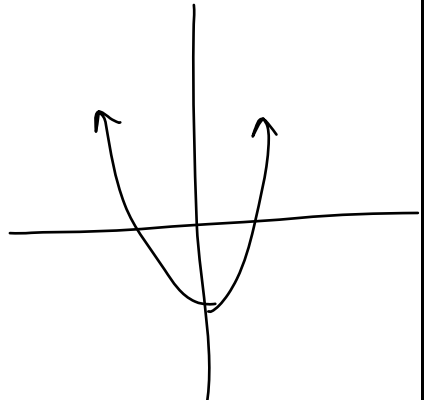
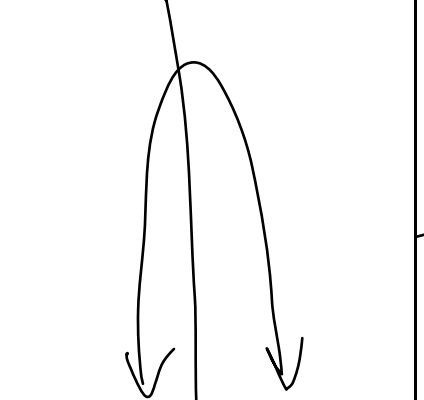

LINEAR FUNCTIONS VS QUADRATIC FUNCTIONS

$f(x) = x - 2$	$f(x) = x^2 - 2$	$f(x) = -2x^2 + 1$	$f(x) = -2x + 3$																																																																																																
1. State the degree of each function.																																																																																																			
2. Complete each difference table to determine whether the function is linear or quadratic.																																																																																																			
<table border="1" style="width: 100%; border-collapse: collapse;"><thead><tr><th>x</th><th>y</th><th>1st</th><th>2nd</th></tr></thead><tbody><tr><td>-2</td><td></td><td></td><td></td></tr><tr><td>-1</td><td></td><td></td><td></td></tr><tr><td>0</td><td></td><td></td><td></td></tr><tr><td>1</td><td></td><td></td><td></td></tr><tr><td>2</td><td></td><td></td><td></td></tr></tbody></table>	x	y	1 st	2 nd	-2				-1				0				1				2				<table border="1" style="width: 100%; border-collapse: collapse;"><thead><tr><th>x</th><th>y</th><th>1st</th><th>2nd</th></tr></thead><tbody><tr><td>-2</td><td></td><td></td><td></td></tr><tr><td>-1</td><td></td><td></td><td></td></tr><tr><td>0</td><td></td><td></td><td></td></tr><tr><td>1</td><td></td><td></td><td></td></tr><tr><td>2</td><td></td><td></td><td></td></tr></tbody></table>	x	y	1 st	2 nd	-2				-1				0				1				2				<table border="1" style="width: 100%; border-collapse: collapse;"><thead><tr><th>x</th><th>y</th><th>1st</th><th>2nd</th></tr></thead><tbody><tr><td>-2</td><td></td><td></td><td></td></tr><tr><td>-1</td><td></td><td></td><td></td></tr><tr><td>0</td><td></td><td></td><td></td></tr><tr><td>1</td><td></td><td></td><td></td></tr><tr><td>2</td><td></td><td></td><td></td></tr></tbody></table>	x	y	1 st	2 nd	-2				-1				0				1				2				<table border="1" style="width: 100%; border-collapse: collapse;"><thead><tr><th>x</th><th>y</th><th>1st</th><th>2nd</th></tr></thead><tbody><tr><td>-2</td><td></td><td></td><td></td></tr><tr><td>-1</td><td></td><td></td><td></td></tr><tr><td>0</td><td></td><td></td><td></td></tr><tr><td>1</td><td></td><td></td><td></td></tr><tr><td>2</td><td></td><td></td><td></td></tr></tbody></table>	x	y	1 st	2 nd	-2				-1				0				1				2			
x	y	1 st	2 nd																																																																																																
-2																																																																																																			
-1																																																																																																			
0																																																																																																			
1																																																																																																			
2																																																																																																			
x	y	1 st	2 nd																																																																																																
-2																																																																																																			
-1																																																																																																			
0																																																																																																			
1																																																																																																			
2																																																																																																			
x	y	1 st	2 nd																																																																																																
-2																																																																																																			
-1																																																																																																			
0																																																																																																			
1																																																																																																			
2																																																																																																			
x	y	1 st	2 nd																																																																																																
-2																																																																																																			
-1																																																																																																			
0																																																																																																			
1																																																																																																			
2																																																																																																			
3. Graph each function																																																																																																			
																																																																																																			

Summary:

	A function is linear if . . .	A function is quadratic if . . .
Finite Differences		
Graph		
Equation		

LINEAR FUNCTIONS VS QUADRATIC FUNCTIONS

$f(x) = x - 2$	$f(x) = x^2 - 2$	$f(x) = -2x^2 + 1$	$f(x) = -2x + 3$																																																																																																
1. State the degree of each function.																																																																																																			
1	2	2	1																																																																																																
2. Complete each difference table to determine whether the function is linear or quadratic.																																																																																																			
<table border="1" style="width: 100%; border-collapse: collapse;"> <thead> <tr> <th>x</th> <th>y</th> <th>1st</th> <th>2nd</th> </tr> </thead> <tbody> <tr><td>-2</td><td>-4</td><td>+1</td><td></td></tr> <tr><td>-1</td><td>-3</td><td>+1</td><td></td></tr> <tr><td>0</td><td>-2</td><td>+1</td><td></td></tr> <tr><td>1</td><td>-1</td><td>+1</td><td></td></tr> <tr><td>2</td><td>0</td><td>+1</td><td></td></tr> </tbody> </table>	x	y	1 st	2 nd	-2	-4	+1		-1	-3	+1		0	-2	+1		1	-1	+1		2	0	+1		<table border="1" style="width: 100%; border-collapse: collapse;"> <thead> <tr> <th>x</th> <th>y</th> <th>1st</th> <th>2nd</th> </tr> </thead> <tbody> <tr><td>-2</td><td>2</td><td>-3</td><td>+2</td></tr> <tr><td>-1</td><td>-1</td><td>-1</td><td>+2</td></tr> <tr><td>0</td><td>-2</td><td>+1</td><td>+2</td></tr> <tr><td>1</td><td>-1</td><td>+3</td><td></td></tr> <tr><td>2</td><td>2</td><td></td><td></td></tr> </tbody> </table>	x	y	1 st	2 nd	-2	2	-3	+2	-1	-1	-1	+2	0	-2	+1	+2	1	-1	+3		2	2			<table border="1" style="width: 100%; border-collapse: collapse;"> <thead> <tr> <th>x</th> <th>y</th> <th>1st</th> <th>2nd</th> </tr> </thead> <tbody> <tr><td>-2</td><td>-7</td><td>+6</td><td>-4</td></tr> <tr><td>-1</td><td>-1</td><td>+2</td><td>-4</td></tr> <tr><td>0</td><td>1</td><td>-2</td><td>-4</td></tr> <tr><td>1</td><td>-1</td><td>-6</td><td></td></tr> <tr><td>2</td><td>-7</td><td></td><td></td></tr> </tbody> </table>	x	y	1 st	2 nd	-2	-7	+6	-4	-1	-1	+2	-4	0	1	-2	-4	1	-1	-6		2	-7			<table border="1" style="width: 100%; border-collapse: collapse;"> <thead> <tr> <th>x</th> <th>y</th> <th>1st</th> <th>2nd</th> </tr> </thead> <tbody> <tr><td>-2</td><td>7</td><td>-2</td><td></td></tr> <tr><td>-1</td><td>5</td><td>-2</td><td></td></tr> <tr><td>0</td><td>3</td><td>-2</td><td></td></tr> <tr><td>1</td><td>1</td><td>-2</td><td></td></tr> <tr><td>2</td><td>-1</td><td></td><td></td></tr> </tbody> </table>	x	y	1 st	2 nd	-2	7	-2		-1	5	-2		0	3	-2		1	1	-2		2	-1		
x	y	1 st	2 nd																																																																																																
-2	-4	+1																																																																																																	
-1	-3	+1																																																																																																	
0	-2	+1																																																																																																	
1	-1	+1																																																																																																	
2	0	+1																																																																																																	
x	y	1 st	2 nd																																																																																																
-2	2	-3	+2																																																																																																
-1	-1	-1	+2																																																																																																
0	-2	+1	+2																																																																																																
1	-1	+3																																																																																																	
2	2																																																																																																		
x	y	1 st	2 nd																																																																																																
-2	-7	+6	-4																																																																																																
-1	-1	+2	-4																																																																																																
0	1	-2	-4																																																																																																
1	-1	-6																																																																																																	
2	-7																																																																																																		
x	y	1 st	2 nd																																																																																																
-2	7	-2																																																																																																	
-1	5	-2																																																																																																	
0	3	-2																																																																																																	
1	1	-2																																																																																																	
2	-1																																																																																																		
3. Graph each function																																																																																																			
																																																																																																			

Summary:

	A function is linear if . . .	A function is quadratic if . . .
Finite Differences	- <i>first</i> differences are constant	- <i>second</i> differences are constant
Graph	- the graph forms a <i>straight line</i>	- the graph forms a <i>parabola</i>
Equation	- the equation is degree <i>1</i>	- the equation is degree <i>2</i>